

My home booklet pages 10 and 11.

3 Play time!

1 Look and write. Then say. 







camera computer game kites lorry robots watch








Stella's toys




Simon's toys

- 1 This is a  computer game.
- 2 These are  _____.
- 3 This is a  _____.
- 4 This is a  _____.
- 5 This is a  _____.
- 6 These are  _____.

2 Look, circle and write. Then say. 

- 1  Whose is / are these / this robots? They're / It's Simon's.
- 2  Whose is / are these / this camera? They're / It's _____.
- 3  Whose is / are these / this kites? They're / It's _____.
- 4  Whose is / are these / this lorry? They're / It's _____.

3 Order the pictures. Then tell the story. 

<input type="checkbox"/>		<input type="checkbox"/>		<input type="checkbox"/>	
<input type="checkbox"/>		<input type="checkbox"/>		<input type="checkbox"/>	



Sing the song: Whose is this jacket?



4 Look and colour the faces.

I can ...

<p>1</p>	<p>2</p> <p>Whose is this?</p>	<p>3</p>	<p>4</p>
<p>5</p>	<p>6</p>	<p>7</p>	<p>8</p>

5 Draw your favourite toys. Then write.

These are my _____. They're _____.

My progress 1 I can name some toys. (1, 7) 2 I can talk about possessions with *Whose?* (1, 5) 3 I can use and understand a block graph. (2) 4 I can use the *Kid's Box* CD-ROM. (3, 4) 5 I can use my picture dictionary. (4, 6) 6 I can review my learning at home using *My Home Booklet*. (4, 6) 7 I can work in pairs and in groups. (5, 6) 8 I can sing the song and act out the story. (5, 6, 7)